



PlayStation

PAL

CRASH BANDICOOT WARPED



NAUGHTY DOG



UNIVERSAL
INTERACTIVE STUDIOS
www.universalstudios.com



COMPULED
SOLIMAN

PlayStation®

<http://www.replacementdocs.com>

711719758621

WARNING: READ BEFORE USING YOUR PLAYSTATION® GAME CONSOLE.

A very small percentage of individuals may experience epileptic seizures when exposed to certain light patterns or flashing lights. Exposure to certain patterns or backgrounds on a television screen or while playing video games, including games played on the PlayStation® game console, may induce an epileptic seizure in these individuals. Certain conditions may induce previously undetected epileptic symptoms even in persons who have no history of prior seizures or epilepsy. If you, or anyone in your family, has an epileptic condition, consult your physician prior to playing. If you experience any of the following symptoms while playing a video game – dizziness, altered vision, eye or muscle twitches, loss of awareness, disorientation, any involuntary movement, or convulsions – IMMEDIATELY discontinue use and consult your physician before resuming play.

WARNING TO OWNERS OF PROJECTION TELEVISIONS:

Do not connect your PlayStation® game console to a projection TV without first consulting the user manual for your projection TV, unless it is of the LCD type. Otherwise, it may permanently damage your TV screen.

HANDLING YOUR PLAYSTATION® DISC:

- This compact disc is intended for use only with the PlayStation® game console.
- Do not bend it, crush it or submerge it in liquids.
- Do not leave it in direct sunlight or near a heater or other source of heat.
- Be sure to take an occasional rest break during extended play.
- Keep this compact disc clean. Always hold the disc by the edges and keep it in its protective case when not in use. Clean the disc with a lint-free, soft, dry cloth, wiping in straight lines from center to outer edge. Never use solvents or abrasive cleaners.

CRASH BANDICOOT: WARPED™ Tips and Hints**PlayStation® Hint Line**

Hints for all games produced by SCEA are available:

Within the US: 1-900-933-SONY (1-900-933-7669)

\$0.95 per minute auto hints, \$1.40 per minute live, \$8.95-\$16.95 for tips by mail, \$5.00-\$20.00 for card recharge (*Subject to availability.)

Within Canada: 1-900-451-5757

\$1.50/auto hints

For US callers, game counselors are available 7 am - 7 pm, 7 days a week, Pacific Standard Time. Automated support is available 24 hours a day, 7 days a week.

Live support for Canada is not available at this time.

This hint line supports games produced by Sony Computer Entertainment America. No hints will be given on our Consumer Service Line. Callers under 18 years of age, please obtain permission from a parent or guardian before calling. This service requires a touch-tone phone.

Consumer Service/Technical Support/Order Line 1-800-345-SONY (1-800-345-7669)

Call this number for help with technical support, installation or general questions regarding the PlayStation® game console and its peripherals. Representatives are available Monday-Friday, 8AM-6PM Pacific Standard Time.

PlayStation On-line – <http://www.playstation.com>

Our news is always hot! Visit our website and find out what's happening – new titles, new products and the latest information about the PlayStation® game console.

CONTENTS

Setting Up	2
Controls	3
All's Warped That Ends Warped!	4
Pausing & Options	6
How Time Gets Twisted	7
The Warp Room	7
Time Warp Chambers	7
Save/Load TV	7
Getting the Goodies	8
Crystals	8
Gems	8
Relics	8
Time Trial: How Fast Can You Go?	9
Wanted: Bandicoot Power	10
Winning	10
Have the Time of Your Lives	11
Bonus Area	11
Status Panel	11
Cortex and His Minions	12
That's Just Crate	13
Credits	14
Merchandise	16
Warranty	17

SETTING UP

Set up your PlayStation® game console according to the instructions in its Instruction Manual. Make sure the power is OFF before inserting or removing a compact disc. Insert the CRASH BANDICOOT: WARPED™ disc and close the CD door. Insert the game controller and turn ON the PlayStation® game console. Follow the on-screen instructions to start a game.



RESET BUTTON
POWER INDICATOR
POWER BUTTON
MEMORY CARD SLOT
OPEN BUTTON
DISC COVER
CONTROLLER PORT

MEMORY CARDS

CRASH BANDICOOT: WARPED™ lets you save games at their current level of play onto Memory Cards, and resume play on previously saved games. Insert a Memory Card into either Memory Card slot on the PlayStation® game console BEFORE starting play.

Important: Do not remove a Memory Card while saving or loading games. Doing so could damage the game data.

BASIC CONTROLS

Start or X Button	Start game/Begin play
Start Button	Pause
Directional Buttons or [L3]	Select options; move character
▲ Button	Show Status Panel
X Button	Jump
X + ● Button (in mid-air)	Body slam
■ Button	Spin
● or [R1] Button	Crouch (not moving)
Hold ● Button + Directional Buttons or [L3]	Crawl
● + X Buttons	High jump
Directional Buttons or [L3] + ● or [R1] Button	Slide
Directional Buttons or [L3] + ● or [R1] Button + X Button	Super slide high jump

WANGING

X Button	Release from Hang
■ Button	Spin
● or [R1] Button	Pull legs up



SWIMMING

- X** Button Fast kick swim
- , **■** or **[R1]** Button Swim & spin forward

JET SUB

- Button Torpedo
- or **[R1]** Button Turbo burst

MOTORCYCLE

- X** Button Accelerate
- , **■** or **[R1]** Button Brake

BI-PLANE

- Button Barrel roll
- X** Button Air brakes
- or **[R1]** Button Machine gun

JET SKI

- X** Button Accelerate
- X** Button + Directional Buttons or **[L3]** (while jumping) Flip
- Directional Buttons or **[L3]** **↶** or **↷** Hard turn left or right

PURA THE TIGER & T-REX RIDING

- X** Button Jump
- , **■** or **[R1]** Button Pura the Tiger fast run
- or **[R1]** Button Jump off T-Rex

SPECIAL POWER MOVES

- X** + **●** Buttons Super Body Slam
- X** + **X** Buttons (at top of first jump) Super Double Jump
- Directional Buttons + **[R2]** Crash Dash
- [L2]** + **●** Buttons (hold **[L2]** then press the **●** Button to fire) Bazooka
- Button (tap repeatedly) Death Tornado Spin

DUAL SHOCK™ ANALOG CONTROLLER

If you are using a DUAL SHOCK™ Analog Controller, you can turn the Vibration ON/OFF from the Pause Screen, Options Menu (see page 6.)



[L3]
[R1]
[R2]
[R3]
DIRECTIONAL BUTTONS
[L3] LEFT THUMB STICK
SELECT BUTTON
START BUTTON
ANALOG MODE SWITCH
BUTTON
X BUTTON
BUTTON
▲ BUTTON
BUTTON

ALL'S WARPED THAT ENDS WARPED!

When we last saw the cool bandicoot, he had left the evil Dr. Neo Cortex outraged as his dreams of world domination were blown sky high, thanks to Crash.

As we return...

We see huge pieces of Cortex's exploding space station hurtling towards Earth with chunks of metal crashing into a tropical mountain... **KABOOM!**

And the story unfolds...

Now an even uglier enemy looms, free again! It's Uka Uka, Dr. Cortex's sinister boss – that's right, Cortex has someone he reports to!

Meanwhile, on another part of the planet, we see Crash and Coco at home, relaxing and playing happily. When suddenly, Aku Aku gets a very strange feeling...



Ha Ha Ha Ha Free at last!



"No... it cannot be! Quickly my children... into the house... evil... great evil has come!"




"My evil twin Uka Uka has escaped from his prison. He must be stopped. I hope I can count on your aid, my friends!"

Cortex failed to retrieve the Crystals and Gems (the source of world energy and the key to his diabolical plans) in the last show down against Crash Bandicoot and has made Uka Uka very upset!



"Cortex... You have failed me twice"



"Master... I... It was the Bandicoot"



"There is only one way for us to amass the power we need to enslave this miserable planet. We will rule... in TIME!"



So, Uka Uka has recruited an old friend, Dr. N. Tropy to join them.

Dr. N. Tropy has created a time machine, the

Time Twister, that allows them to travel through time to find the Gems and Crystals in their original places. Now it's up to Crash and Coco to beat Cortex's mutants to get to the Gems and Crystals before Cortex and once again foil his evil plans. Oh yeah... Crash is back and he's ready! With his trademark stride and famous prank-filled gameplay, join Crash and his little sister Coco as they warp into a whole new adventure!



PAUSING & OPTIONS

PAUSE SCREEN

If you start to get warp-whipped, you can Pause the game at any time. On the Pause screen, check your progress through the game and set your gameplay options.

Level

The current name and number of level

Options

Choose between Three options: Resume Game, Game Options, Return to the Warp Room



Player Name

Name of saved game

Crystals, Gems, Relics & Powers

Runs in a cycle, shows the number of collected items, total items found throughout the game, and any special powers in use

% Completed

Percentage of game completed

OPTIONS

To change or select game options from the Pause screen, press the Directional Buttons or [L3] UP/DOWN to select an option and then to make adjustments. Press the **X** Button to confirm options.

Sound Options – Select MONO or STEREO sound, and adjust the MUSIC and SOUND FX volume.

Vibration ON/OFF – Turn Vibration ON or OFF (DUAL SHOCK™ Analog Controller only.)

CTR: (Center) – Adjust the game screen LEFT or RIGHT.



HOW TIME GETS TWISTED

THE WARP ROOM

Your warped quest for the Crystals begins at the Warp Room.

TIME WARP CHAMBERS

There are five Time Warp chambers.

- Each chamber has five buttons that open portals to different levels in time.
- After completing all five levels, a sixth button appears, opening a portal to a Boss level.
- Conquer each Warp chamber to unlock the next portal through time.



Warp Room's central section



First Time Warp chamber

SAVE/LOAD TV

SAVING A GAME

1. To save a game, walk up to the Load/Save screen to activate it and press the **X** Button.
2. Enter the name of your Saved Game by using the Directional Buttons or [L3] and press the **X** Button. (Use the Back Arrow to erase a letter.)
3. Select DONE and press the **X** Button to Exit the screen.

LOADING A SAVED GAME

1. To Load a Saved Game, walk up to the Load/Save screen and press the **X** Button to LOAD a Saved Game.



GETTING THE GOODIES

CRYSTALS

Crystals are the most important items in the game. Find all 25 Crystals (there's one hidden in every level except the Boss levels) to finish the game. In some levels, you will win the Crystal at the end or after completing a specific challenge.



GEMS

Gems are more difficult to find than Crystals, but well worth the effort.

There are two types of Gems:

- Clear Gems are your reward for breaking all of the boxes in a level or for completing a secret area. (Total of 42 Clear Gems)
- Colored Gems are found in special levels and transport you to hidden areas. (Total of 5 Colored Gems)



RELICS

You can win Relics by re-entering the level after collecting the Crystal. You can play in Time Trial mode and if you beat the level under the pre-designated time (shown before you enter the level,) you will be rewarded with either a Sapphire or Gold Relic. (See "How Fast Can You Go?" for details.)

The first five Relics you receive will open up a Secret Warp Room and one secret level. Every five Relics thereafter will open up another secret level. You must go through these secret levels to get 100% completion of the game.



TIME TRIAL - HOW FAST CAN YOU GO?




After you finish a level the first time, race through it again in Time Trial mode.

You can win a Sapphire or Gold Relic depending on how fast you go.




Sapphires are fairly easy to win and Gold means you really "hauled bandicoot." (Total of 30 Relics)

To make a Time Trial run:

1. The pre-designated time appears on the level button in the Time Warp chamber. This is the time you must beat.
2. Touch the stopwatch near the beginning of a level to activate the timer; otherwise you'll play the level in regular mode.
3. Speed through the level as fast as you can. When you break a box with a number on it, the clock freezes for that amount of time. 
4. In the Time Trial mode - you do not lose lives so play through as many times as you like.
5. When you finish the level, the Name screen appears so you can register your best time.



To unlock the secret playable demo of Spyro the Dragon™ press  at the Title page/New game screen.

WANTED: BANDICOOT POWER

Each time you defeat a Boss, a new power is yours for the rest of the game.



Super Body Slam: ✖ + ● Buttons



Super Double Jump:
✖ + ✖ Buttons
(at the top of the first jump)



Crash Dash: Directional Buttons + [R2]



Bazooka: [L2] + ● Buttons
(hold [L2] then press the ● Button to fire)



Death Tornado Spin: ■ Button
(tap repeatedly)

WINNING

1. THE EASY WAY OUT

Just make it through all the levels. When you've collected all 25 Crystals, you win. This isn't easy but it's as tame as you can get on this planet.

2. GET 100% WARPED (if you pull this off, you are beyond amazing.)

You can travel through a level without getting 100% of the treasures it holds, BUT to win the real prize of this warped universe, scour each time zone and dig up everything there is in each level – including the secret areas.

HAVE THE TIME OF YOUR LIVES!



You begin the game with four lives for Crash and Coco. To earn more lives:

- Collect 100 Wumpa Fruits.
- Break open a Crash Crate and collect a Crash 1-UP.

If you run out of lives, the game is over. To Continue, select YES and press the ✖ button.

BONUS AREAS



Watch for Bonus platforms in any level. Jump onto them to fly to a special bonus area. Run through the maze, grabbing everything that isn't tacked down. You can play through the bonus areas as often as you like.

Note: You won't lose a life in the bonus areas, but if you die you'll have to restart again at the Bonus platform.

THE STATUS PANEL



Press the ▲ button during gameplay to display the Status Panel and check on your progress.

Crash lives remaining.

Boxes opened, and the total number for the level.

Wumpa Fruit collected.

CORTEX AND HIS MINIONS



Tiny the Tiger

Unleash this roaring Goliath who keeps hungry lions as pets.



Dingodile

Half dingo.
Half crocodile
100% mean!



Dr. N. (Nefarious) Tropy

A master of time – a minute spent with him seems like a life sentence!



Dr. N. Gin

A bad-tempered wacko.
Never disagree with someone who has an unexploded nuclear missile stuck in his head.

Dr. Neo Cortex

Cortex won't rest until bandicoots are extinct.














Uka Uka

The Big Boss....the rottenest thing in the universe even before Aku Aku locked him up. The years in prison made him even worse. Now he always has time for crime.



THAT'S JUST CRATE!

Sock it to the boxes and collect hidden goodies like Wumpa Fruit or Power-Ups. Some may be bad for your health!

-  → Jump on these 10 times to get everything inside.
-  → These boxes are on a timer – if you don't act fast they turn into un-crackable steel.
-  → Trampoline-in-a-box.
-  → A surprise in every box.
-  → Smack this box and something in the level changes.
-  → Aku Aku's spirit aids Crash and Coco through their adventure. Collect the masks hidden throughout the game and he will protect you. 1 mask is good for 1 hit point, 2 masks for 2 hit points and collect three masks for temporary invincibility.
-  → Get an extra life.
-  → Checkpoint. Lose a life and you'll re-start from this point instead of at the beginning of the level.
-  → Jump on it to light the 3-second delay fuse. Then run away. Spin these and...BOOM!
-  → Can you say "smithereens?" Even a simple touch will blow you away!
-  → Explodes every Nitro box in the level.

Search the "was" and Discover the "will be"

Traveling through time is definitely a warping experience. When Crash and Coco land at the brink of each level, it's anybody's guess what will happen next!

CREDITS

Created and Developed by:

NAUGHTY DOG, INC.

Andy Gavin
Jason Rubin
Bob Rafei
Justin Monast
Charlotte Francis
Stephen White
Greg Omi
Eric A. Iwasaki
Erick Panglinan
Rob Titus
Joe Labbé II
Dan Arey
Malcom Hee
Daniel Chan
Evan Wells
Morgan

Additional work done by:

Soundtrack by

Mutato Muzika
Mark Mothersbaugh
Josh Mancell

Soundtrack Producer:

David Baggett

Character Design and Art Direction by:

American Exitus, Inc.
Charles Zembillas

Voice Producer:

Christine Haas

Voice of Dr. Neo Cortex:

Clancy Brown

Voice of N. Gin and Tiny the Tiger:

Brendan O'Brien

Voice of N. Tropy:

Michael Ensign

Voice of Dingodile:

William Hootkins

Voice of Aku Aku:

Mel Winkler

Sound Effects by:

Universal Sound Studios
Mike Gollom
Ron Horwitz
Kevin Spears

Special Thanks:

Joe Pearson

Produced and in Association with: UNIVERSAL INTERACTIVE STUDIOS

Executive Producer:

Mark Cerny

Special Thanks:

Paul Rioux
Dana Long
Jackie Evanochick
Susan McCreedy
Michelle Katz



Published by: SONY COMPUTER ENTERTAINMENT AMERICA

Producer:

Grady Hunt

Senior Producer:

Perry Rodgers

Senior Marketing Manager:

Ami Matsumura-Blaire

Sr. Public Relations Manager:

Molly Smith

VP Marketing:

Andrew House

Sr. Director of Marketing:

Peter Dille

Marketing Product Specialist:

Nemer Velasquez

QA Manager:

Mark Pentek

Technical Coordinator:

Neil Musser

Lead Analyst:

Donovan Soto

Assistant Lead Analysts:

Ian McGuinness
Andrew Woodworth

Analysts:

Nicholas Consolo
Joe Tucker
James Hong
Shawn Dobbins
Sam Thompson
Christopher Keith
Ivan Koupaenko
Charles Delay
Corey Strock
Ramon Concepcion
Ara Demirjian
Armand Pilotin
"Uncle" Dave Kinel

Director of Promotions:

Sharon Shapiro

SONY COMPUTER ENTERTAINMENT INC. (JAPAN)

Executive Producer:

Shuhei Yoshida

Producer:

Tsurumi-0600

Associate Producer:

Ryoichi Hasegawa

Assistant Producer:

Junichi Kobayashi

Senior Product Manager:

Megumi Hosoya

Assistant Product Manager:

Akiko Ogawa

SONY COMPUTER ENTERTAINMENT EUROPE

Producer:

David Bowry

Senior Producer:

John Roberts

Marketing Manager:

Kenny Mathers

Public Relations Manager:

Elizabeth Ashford

Special Thanks:

Heidi Adams, Donna Armentor, Shelley Ashitomi, Maggie Baquero, Gary Barth, Kurtis Buckmaster, Tony Cantale, Cheryl Lynn Carter, Lori Chase, Cheryl Childers, Joyce Clement, John Crompton, Chris Deering, Brian Dimick, Aimee Duell, Lara Flynn, Emily Francis, Peggy Gallagher, Gerry Gentle, Brian Hale, Phil Harrison, Kaz Hirai, Kerry Hopkins, Jeff Hutchinson, Grace Kao, Rick Lemoine, Lisa Lunger, Marie Macaspac, Scott MacGregor, Colin MacLean, Frank O'Malley, John McGonigle, Mike McKay, Kirsten Merit, Steve Miller, Yoshiyuki Miyata, Juan Montes, Joel Pambid, David Patton, Quinn Pham, Brett Robinson, Rick Rooney, Riley Russell, Masatsuka Saeki, Akira Sato, Maggie Silverman, Matt Small, Yvonne Smith, Jack Tretton, Michelle Vercelli, Marilyn Weyant, Ron Zaragoza, Fleishman-Hillard, TBWA/Chiat Day, Rapp-Collins, Poppe-Tyson

Design Firm:

Axiom Design, SLG

Copywriting:

Hanshaw Ink

DON'T JUST PLAY IT, WEAR IT

EXCLUSIVELY FROM SONY COMPUTER ENTERTAINMENT AMERICA.

Order your PlayStation Threadz now at 1-888-778-6337, 7 a.m.-6 p.m., PST;
or visit the entire store at www.playstation.com
and place your order on-line.



Polar Fleece Pullover (PS20)
Adult - \$74.00 (S-XXL)

U.S. Funds Only; plus shipping and applicable sales tax. Key Code: CRMN



Crew Neck Long Sleeve Shirt (PS21)
Adult - \$30.00 (S-XXL)
Jr. - \$25.00 (5-L)

Limited Warranty

Sony Computer Entertainment America (SCEA) warrants to the original purchaser of this SCEA product that this Software is free from defects in material and workmanship for a period of ninety (90) days from the date of purchase. SCEA agrees for a period of ninety (90) days to either repair or replace, at its option, the SCEA product. You must call 1-800-345-SONY to receive instructions to obtain repair/replacement services.

This warranty shall not be applicable and shall be void if the defect in the SCEA product has arisen through abuse, unreasonable use, mistreatment or neglect. THIS WARRANTY IS IN LIEU OF ALL OTHER WARRANTIES AND NO OTHER REPRESENTATIONS OR CLAIMS OF ANY NATURE SHALL BE BINDING ON OR OBLIGATE SCEA. ANY IMPLIED WARRANTIES APPLICABLE TO THIS SOFTWARE PRODUCT, INCLUDING WARRANTIES OF MERCHANTABILITY AND FITNESS FOR A PARTICULAR PURPOSE, ARE LIMITED TO THE NINETY (90) DAY PERIOD DESCRIBED ABOVE. IN NO EVENT WILL SCEA BE LIABLE FOR INCIDENTAL OR CONSEQUENTIAL DAMAGES RESULTING FROM POSSESSION, USE OR MALFUNCTION OF THE SCEA SOFTWARE PRODUCT.

Some states do not allow limitations as to how long an implied warranty lasts and/or exclusions or limitations of consequential damages, so the above limitations and/or exclusions of liability may not apply to you. This warranty gives you specific legal rights, and you may also have other rights which vary from state to state.



PlayStation
ESRB
RATED
TEEN
T



SPYRO THE DRAGON

"3D action-platform gaming never looked so good!"
— Game Informer

".....Spyro is truly one of PlayStation's greatest games"
— PS Extreme

Stop "dragon" your feet and try the hidden demo of Spyro the Dragon™ in THIS game!
(Find the secret password in the manual and TRY IT!)

INSOMNIAC
GAMES

UNIVERSAL

UNIVERSAL
INTERACTIVE
STUDIOS
www.universalgames.com



The Sony Computer Entertainment logo is a registered trademark of Sony Corporation. PlayStation and the PlayStation logo are registered trademarks of Sony Computer Entertainment Inc. Spyro the Dragon™ & © 1998 Universal Interactive Studios, Inc. All rights reserved. www.universalgames.com. Developed by Insomniac Games, Inc. All rights reserved. The ratings icon is a trademark of the Interactive Digital Software Association. Manufactured in the U.S.A. THIS SOFTWARE IS COMPATIBLE WITH PLAYSTATION GAME CONSOLES WITH THE NTSC U/C DESIGNATION. U.S. AND FOREIGN PATENTS PENDING.

SONY

